

Planning for Success

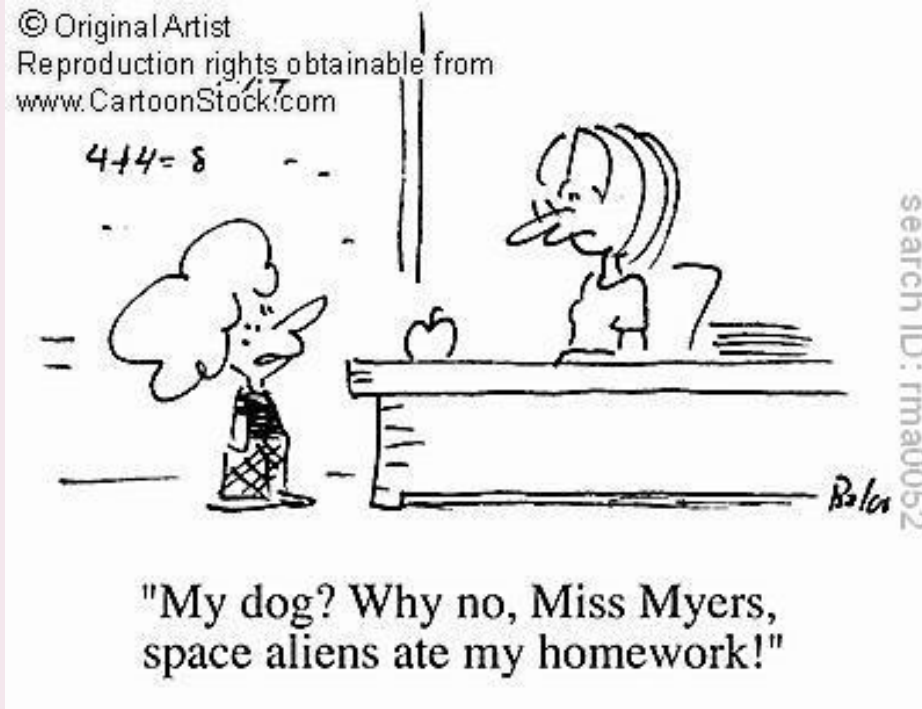



DANIELLE COOK

What I Observed



- Low turn-in rates of student homework





Survey Says....




- “I forget about it” - 54%
- “I just don’t have enough time” - 25%
- “I just don’t feel like it” - 11%

Research Thesis



- If I provide my students with homework planners and teach them to properly use them, then the turn-in rate of homework will increase.



“Well, here we go again. ... Did anyone here *not* eat his or her homework on the way to school?”

Developing the Strategy



- Description of Planner
- How the Planner was to be utilized
- Vocabulary:
 - Turn-in rate
 - Completion rate
 - Incompletion rate



Study Group



- 10th Grade
- College Preparatory English
- Rural High School
- 38% Male
- 62% Female
- No IEPs or Special Services

Implementing the Strategy



- Write down homework assignments
- Random homework checks
 - 1st check: 100%
 - 2nd check: 89%
 - 3rd check: 100%
- Review guidelines and explain use

Data Collection



- Recorded Criteria:
 - Turn-in
 - Complete or Incomplete
- Before Strategy:
 - Tracked for three weeks
 - ✦ Individual student progress was tracked.
 - Four assignments
- After Strategy:
 - Tracked for three weeks
 - Five assignments

Analysis



- **Before Strategy:**
 - 7% no homework turned in
 - 31% incomplete homework
 - 62% had 75% or below turn-in rate
 - ✦ 33% had 50% turn-in rate
 - ✦ 16% had 25% turn-in rate
- **After Strategy:**
 - 0% no homework turned in
 - 45% incomplete homework
 - 31% had 75% or below turn-in rate
 - ✦ 10% had 50% turn-in rate
 - ✦ 0% had 25% turn-in rate

Analysis cont'd



- 52% increased turn-in
- 34% increased completion rate
- 28% decreased incompleteness rate
- 10% did not change at all

Discrepancies



- Conducted over a six week period
- Small sample of student work
- Type of homework was not consistent
- Pressure from state test

Tell Me What You Think



- **Survey Questions:**
 - **What did you think of the student planners?**
 - ✦ 40% of students said they like the planners.
 - **Did you use the planner for your other classes?**
 - ✦ 40% of students said they used them for other classes
 - **Do you think that the planner helped you stay organized?**
 - ✦ 28% of students said that it helped them stay organized.
 - **Did the planner help you remember what homework to do?**
 - ✦ 28% of students said that the planners helped them remember.

Student Feedback



- **Main Complaints:**
 - The student did not remember to look at the planner
 - It needed to be smaller
 - It was not used appropriately
- **Main Compliments:**
 - Helped them stay organized
 - “I liked them. They have helped me to remember when I have homework and in what classes I have homework. I get all of my homework done now.”

Ideas for Further Research



- Longer Study
- Use of planners in all classrooms
- Parental Involvement

Conclusion



- Despite positive data I cannot be conclusive about the strategy's effectiveness.
 - Discrepancies
 - Student Feedback

